


# TOOL TIMER (GA2004)

## Hand Arm Vibration 'Trigger Time' Timer

The 'Tool-Timer' from Castle is the latest ground-breaking product to help companies overcome some of the problems associated with the measurement of Hand-Transmitted Vibration and the assessment of 'Trigger-Time'.



### FEATURES

- Direct measurement of operator trigger times
- Easy monitoring of daily usage of power tools
- Simple management of preventative maintenance
- Air and Electric supply versions available
- No external power source required
- Simple to set-up and use
- Saves Time and Money
- More Accurate times.
- Risk assessment accuracy greatly increased



It is often said that the simple ideas are usually the best and here is a case in point. Simple to setup, simple to use and highly effective.

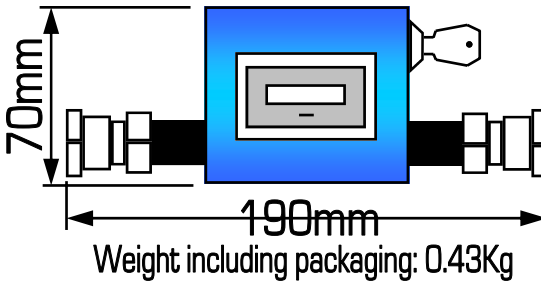

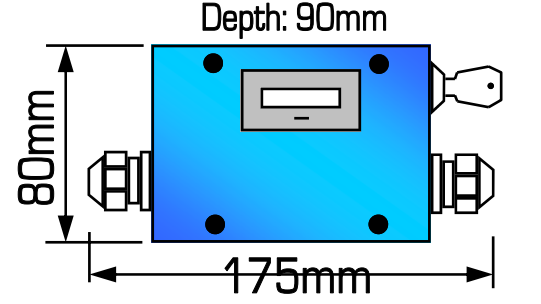

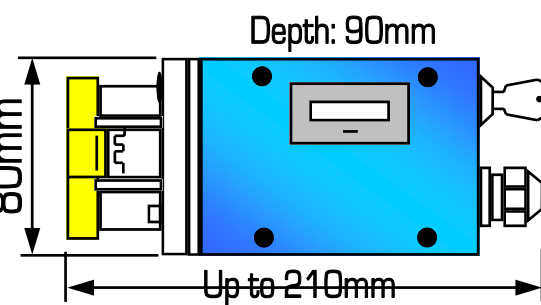

The measurement of vibration levels from hand-held power tools is now a fairly well prescribed process and can be carried out with reasonable repeatability. The problem still remains, however with the assessment of 'trigger-time' and this can lead to large errors in a risk assessment. This is where the 'Tool-Timer' comes into its own. Simply connect the device in-line with the air or electricity supply and the built-in timer will give you the actual operation time of the tool.

Preventative maintenance is another area where the tool-timer can bring great benefits. Simply by leaving the unit to measure the overall usage time of a hand-held power tool, maintenance schedules can be controlled and optimum service cycles can be monitored.



INVESTOR IN PEOPLE



 <p>70mm 190mm Weight including packaging: 0.43Kg</p>	<p>PNEUMATIC TOOL TIMER</p> <table border="1"> <thead> <tr> <th>Model</th> <th>Volume</th> </tr> </thead> <tbody> <tr> <td>GA2004P1</td> <td>80cfm</td> </tr> <tr> <td>GA2004P2</td> <td>140cfm</td> </tr> </tbody> </table>	Model	Volume	GA2004P1	80cfm	GA2004P2	140cfm																
Model	Volume																						
GA2004P1	80cfm																						
GA2004P2	140cfm																						
 <p>Depth: 90mm 80mm 175mm Weight including packaging: 0.45Kg</p>	<p>DIRECT WIRE TOOL TIMER</p> <table border="1"> <thead> <tr> <th>Model</th> <th>Voltage</th> <th>Amps</th> </tr> </thead> <tbody> <tr> <td rowspan="3">GA2004E1</td> <td>110V</td> <td>16/32</td> </tr> <tr> <td>230V</td> <td>16/32</td> </tr> <tr> <td>415V</td> <td>16/32</td> </tr> </tbody> </table> <p>Rated to IP44</p>	Model	Voltage	Amps	GA2004E1	110V	16/32	230V	16/32	415V	16/32												
Model	Voltage	Amps																					
GA2004E1	110V	16/32																					
	230V	16/32																					
	415V	16/32																					
 <p>Depth: 90mm 80mm Up to 210mm Weight including packaging: 1.06Kg</p>	<p>PLUG/SOCKET TOOL TIMER SINGLE PHASE AND 3 PHASE</p> <table border="1"> <thead> <tr> <th>Model</th> <th>Voltage</th> <th>Amps</th> </tr> </thead> <tbody> <tr> <td>GA2004E2</td> <td>110V</td> <td>16</td> </tr> <tr> <td>GA2004E0</td> <td>110V</td> <td>32</td> </tr> <tr> <td>GA2004E5</td> <td>230V</td> <td>16</td> </tr> <tr> <td>GA2004E6</td> <td>230V</td> <td>32</td> </tr> <tr> <td>GA2004E3</td> <td>415V</td> <td>16</td> </tr> <tr> <td>GA2004E4</td> <td>415V</td> <td>32</td> </tr> </tbody> </table>	Model	Voltage	Amps	GA2004E2	110V	16	GA2004E0	110V	32	GA2004E5	230V	16	GA2004E6	230V	32	GA2004E3	415V	16	GA2004E4	415V	32	 <p>Rated to IP44</p>
Model	Voltage	Amps																					
GA2004E2	110V	16																					
GA2004E0	110V	32																					
GA2004E5	230V	16																					
GA2004E6	230V	32																					
GA2004E3	415V	16																					
GA2004E4	415V	32																					

## APPLICATIONS

- Assessment of 'trigger time' for Hand Arm Vibration measurements in compliance with the 'Control of Vibration at Work Regulations 2005'
- Monitoring of productivity of production processes involving user operated machinery. Running time or 'trigger time' can then be related to production output.
- The total running time of hand-held machinery can be logged to determine maintenance intervals as part of an overall preventative maintenance schedule.
- The efficiency of pneumatic systems can be calculated by comparing usage time of tools against air volumes.